

Maxi-Lift Inc.®

NEW!
2009-10

ELEVATOR BUCKETS & BOLTS

AGRICULTURAL

Dura-Buket®

INDUSTRIAL



CONDENSED VERSION

FOR COMPLETE
CATALOG VISIT:

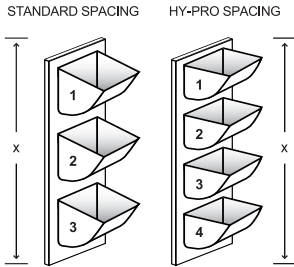
MAXILIFT.COM





TIGER-TUFF®/TIGER-TUFF® HY-PRO ELEVATOR BUCKET

High Speed Centrifugal Discharge 210 - 900 FPM



Ask About Our
3 FOR FREE
Sample Program!

The **Tiger-Tuff** is the original maximum duty elevator bucket, designed and engineered to increase bucket life and reduce breakage. This will reduce down time and lower maintenance costs. The **Tiger-Tuff** bucket has the thickest lip, back wall and corners to extend the life of the bucket. The most common applications include grain, fertilizers, pellets, corn, wheat, soybeans and other agricultural and light industrial applications. This is the best bucket for high volume applications. The recommended belt width for a single row of buckets is actual bucket width plus 2".

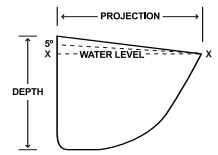
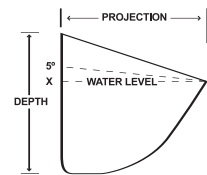
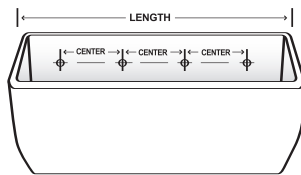
The **Tiger-Tuff Hy-Pro** has a reduced height modification for closer vertical spacing on the belt. The low profile system allows more buckets per foot of elevator belt. When upgrading to **Tiger-Tuff Hy-Pro** buckets, horsepower requirements must be evaluated due to increased capacity.

Features

- Thicker corners
- Thicker walls, heavy front lip for digging
- More capacity
- Cleaner discharge
- High impact and abrasion resistant
- Non-corrosive, non-sparking

Benefits

- Increases elevator capacity
- Lowers elevator maintenance
- Extends bucket life
- Decreases elevator down-time
- Corrosion resistant



MOUNTING HOLES AND VENTING TO YOUR SPECIFICATIONS

Tiger-Tuff® Maximum Duty Elevator Buckets

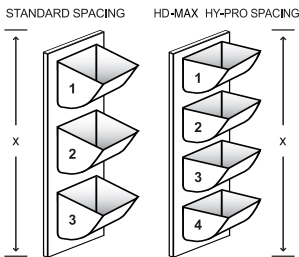
Hy-Pro

BUCKET SIZE, INCHES**					PUNCHING, INCHES				WEIGHT, LBS.			CAPACITY, CU. INCHES				SIZE	CAPACITY	
Bucket Size	Length	Proj.	Depth	Backwall Thickness	Centers	# of Holes	Bolt Size	Top Down	(Poly) H.D.P.E.	Nylon	Urethane	Water level X-X	Useable 5° over X - 5°	Standard Spacing	Carton Qty	Depth	Minimum Spacing	Useable 5° over X - 5°
12 x 7	12-1/2	7-3/4	7	0.43	3-3/8	4	5/16	2	3.44	3.92	4.26	269.24	298.12	9	7	5-3/4	6	298.12
13 x 7	13-1/2	7-3/4	7	0.43	3-5/8	4	5/16	2	3.63	4.22	4.59	292.51	323.22	9	7	5-3/4	6	323.22
14 x 7	14-1/2	7-3/4	7	0.43	3	5	5/16	2	3.94	4.49	4.88	315.77	350.58	9	7	5-3/4	6	350.58
15 x 7	15-1/2	7-3/4	7	0.43	3-1/4	5	5/16	2	4.19	4.63	5.05	346.64	383.38	9	7	5-3/4	6	383.38
16 x 7	16-1/2	7-3/4	7	0.43	2-7/8	6	5/16	2	4.38	4.77	5.18	377.41	415.14	9	7	5-3/4	6	415.14
11 x 8	11-5/8	8-3/4	8-1/4	0.43	3	4	5/16	2	4.05	4.80	5.69	340.02	374.70	10	6	6-3/4	7	374.70
12 x 8	12-5/8	8-3/4	8-1/4	0.43	3-3/8	4	5/16	2	4.29	5.08	6.03	373.00	411.05	10	6	6-3/4	7	411.05
13 x 8	13-5/8	8-3/4	8-1/4	0.43	3-5/8	4	5/16	2	4.47	5.16	6.46	404.85	446.15	10	6	6-3/4	7	446.15
14 x 8	14-5/8	8-3/4	8-1/4	0.43	3	5	5/16	2	4.82	5.55	6.60	436.80	481.35	10	6	6-3/4	7	481.3
16 x 8	17	9-1/16	8-1/8	0.50	2-7/8	6	5/16	2-1/2	5.35	6.18	7.51	512.57	566.39	10	10	6-3/4	7	566.39
18 x 8	19	9-1/16	8-1/8	0.50	3-1/8	6	5/16	2-1/2	5.89	6.91	8.08	567.49	627.08	10	10	6-3/4	7	627.08
20 x 8	21	9-1/16	8-1/8	0.50	3-1/2	6	5/16	2-1/2	6.62	7.51	8.80	646.81	714.73	10	10	6-3/4	7	714.73
22 x 8	23	9-1/4	8-1/4	0.50	4	6	5/16	2-1/2	7.85	9.23	11.02	701.90	757.40	10	6	6-3/4	7	757.40
24 x 8	25	9-1/4	8-1/4	0.50	3-1/2	7	5/16	2-1/2	8.50	9.55	11.48	763.40	831.08	10	6	6-3/4	7	831.08
16 x 10	17	11	10	0.60	2-7/8	6	5/16	2-1/2	8.87	10.03	12.24	795.70	875.37	12	6	8-1/2	9	875.37
18 x 10	19	11	10	0.60	3-1/8	6	5/16	2-1/2	9.83	11.13	13.58	910.00	1,001.21	12	6	8-1/2	9	1,001.21
20 x 10	21	11	10	0.60	3-1/2	6	5/16	2-1/2	10.57	12.05	14.42	1,032.50	1,135.98	12	6	8-1/2	9	1,135.98

** Actual dimensions may vary slightly on all elevator buckets, depending on specified raw material.
 - Indicates Tiger-Tuff and HD-MAX punch patterns differ.

HD-MAX®/HD-MAX® HY-PRO HEAVY DUTY ELEVATOR BUCKET

High Speed Centrifugal Discharge 210 - 900 FPM



The **HD-MAX** Heavy Duty elevator bucket is engineered to exceed the performance requirements of the standard bucket. This bucket is designed with thicker walls and a reinforced front lip to increase bucket life and reduce breakage. Replacing existing CC-HD or Standard Duty buckets with the **HD-MAX** will create longer bucket life and less frequent replacements. Standard spacing is nominal projection + 2". The most common applications include grain, fertilizer, pellets, corn, wheat, soybeans and other agricultural applications. The **HD-MAX** bucket stands second only to the Tiger-Tuff in strength and thickness.

The **HD-MAX Hy-Pro** bucket has a reduced height modification for closer vertical spacing on the belt. The low profile system allows more buckets per foot of elevator belt. When upgrading to **HD-MAX** Heavy Duty Hy-Pro buckets, horsepower requirements must be evaluated due to increased capacity.

Features

- Thicker walls, heavy front lip for digging
- More capacity
- Cleaner discharge

Benefits

- Increases elevator capacity
- Lowers elevator maintenance
- Extends bucket life

HD-MAX® Heavy Duty Elevator Bucket

Hy-Pro

BUCKET SIZE, INCHES**					PUNCHING, INCHES				WEIGHT, LBS.			CAPACITY, CU. INCHES			
Bucket Size	Length	Proj.	Depth	Backwall Thickness	Centers	# of Holes	Bolt Size	Top Down	(Poly) H.D.P.E.	Nylon	Urethane	Water level X-X	Useable 5° over X - 5°	Standard Spacing	Carton Qty
3x2	3-1/4	2-5/16	2-1/4	0.17	1-3/4	2	1/4	7/8	0.12	0.15	0.17	6.71	7.93	4	100
4x3	4-3/8	3-1/4	3	0.17	2-1/4	2	1/4	7/8	0.22	0.25	0.30	15.26	17.70	5	24
5x4	5-1/4	4-1/2	4	0.28	3-3/16	2	1/4	1-1/8	0.46	0.53	0.63	36.20	39.82	6	48
6x4	6-1/4	4-1/2	4	0.28	4-3/8	2	1/4	1-1/8	0.53	0.61	0.73	44.20	49.58	6	48
7x4	7-1/4	4-1/2	4	0.28	2-5/8	3	1/4	1-1/8	0.60	0.65	0.82	51.31	57.01	6	48
6x5	6-1/4	5-5/8	5	0.30	4-3/8	2	1/4	1-5/8	0.69	0.79	0.95	67.20	73.98	7	24
7x5	7-1/4	5-5/8	5	0.30	2-5/8	3	1/4	1-5/8	0.81	0.96	1.11	79.72	89.24	7	24
8x5	8-1/4	5-5/8	5	0.30	3-1/16	3	1/4	1-5/8	0.90	1.04	1.18	88.54	97.98	7	35
9x5	9-3/8	5-5/8	5	0.30	3-1/2	3	1/4	1-5/8	1.20	1.20	1.38	107.37	121.27	7	24
10x5	10-1/4	5-5/8	5	0.30	4	3	1/4	1-5/8	1.26	1.45	1.73	121.30	138.89	7	27
11x5	11-1/4	5-5/8	5	0.30	3-1/8	4	1/4	1-5/8	1.37	1.58	1.88	140.70	153.16	7	27
12x5	12-1/4	5-5/8	5	0.30	3-3/8	4	1/4	1-5/8	1.55	1.78	2.12	159.87	167.14	7	27
8x6	8-3/8	6-5/8	6	0.30	3-1/16	3	1/4	1-5/8	1.35	1.54	1.85	135.56	150.85	8	18
9x6	9-3/8	6-5/8	6	0.30	3-1/2	3	1/4	1-5/8	1.53	1.74	2.10	150.26	165.87	8	18
10x6	10-3/8	6-5/8	6	0.30	4	3	1/4	1-5/8	1.64	1.87	2.25	170.69	185.62	8	18
11x6	11-3/8	6-5/8	6	0.30	3	4	1/4	1-5/8	1.82	2.07	2.49	185.18	200.36	8	18
12x6	12-3/8	6-5/8	6	0.30	3-3/8	4	1/4	1-5/8	1.89	2.15	2.58	200.37	220.58	8	18
13x6	13-3/8	6-5/8	6	0.30	3-5/8	4	1/4	1-5/8	2.04	2.32	2.79	220.78	240.48	8	18
10x7	10-1/2	7-3/4	7-1/8	0.33	4	3	5/16	1-7/8	2.35	2.68	3.22	240.91	264.59	9	14
11x7	11-1/2	7-3/4	7-1/8	0.33	3	4	5/16	1-7/8	2.55	2.91	3.49	269.32	292.41	9	14
12x7	12-1/2	7-3/4	7-1/8	0.33	3-3/8	4	5/16	1-7/8	2.73	3.15	3.78	292.41	319.63	9	14
13x7	13-1/2	7-3/4	7-1/8	0.33	3-5/8	4	5/16	1-7/8	2.89	3.32	3.90	344.20	356.40	9	12
14x7	14-1/2	7-3/4	7-1/8	0.33	3	5	5/16	1-7/8	3.10	3.57	4.19	356.40	386.90	9	12
15x7	15-1/2	7-3/4	7-1/8	0.33	3-1/4	5	5/16	1-7/8	3.23	3.71	4.36	379.50	408.20	9	12
16x7	16-1/2	7-3/4	7-1/8	0.33	3-1/2	5	5/16	1-7/8	3.37	3.88	4.55	406.40	432.00	9	12
10x8	10-1/2	8-3/4	8	0.40	4-1/8	3	5/16	2	2.89	3.29	3.96	328.52	353.97	10	10
11x8	11-1/2	8-3/4	8	0.40	3-1/8	4	5/16	2	3.17	3.61	4.34	358.11	388.30	10	10
12x8	12-1/2	8-3/4	8	0.40	3-3/8	4	5/16	2	3.46	3.94	4.74	390.67	423.22	10	10
13x8	13-1/2	8-3/4	8	0.40	3-5/8	4	5/16	2	3.57	4.00	4.79	406.39	452.77	10	10
14x8	14-1/2	8-3/4	8	0.40	3	5	5/16	2	3.86	4.44	5.21	465.00	502.80	10	10
15x8	15-1/2	8-3/4	8	0.40	3-1/4	5	5/16	2	4.06	4.67	5.48	511.30	541.90	10	10
16x8	16-1/2	8-3/4	8	0.40	3-1/2	5	5/16	2	4.26	4.90	5.75	543.10	571.10	10	10
18x8	18-1/2	8-3/4	8	0.40	3-1/8	6	5/16	2	4.66	5.36	6.29	610.20	648.00	10	10

SIZE	CAPACITY, CU. IN.	
Depth	Minimum Spacing	Useable 5° over X - 5°
2-1/4	2-1/4	7.93
2-3/4	2-3/4	17.70
3-1/4	3-1/4	39.82
3-1/2	3-1/2	49.58
3-1/2	3-1/2	57.01
4	4	73.98
4	4	89.24
4	4	97.98
4	4	121.27
4-1/2	4-1/2	138.89
4-1/2	4-1/2	153.16
4-1/2	4-1/2	167.14
5	5	150.85
5	5	165.87
5	5	185.62
5	5	200.36
5	5	220.58
5	5	240.48
6	6	264.59
6	6	292.41
6	6	319.63
6	6	356.40
6	6	386.90
6	6	408.20
6	6	432.00
6-3/4	7	353.97
6-3/4	7	388.30
6-3/4	7	423.22
6-3/4	7	452.77
6-3/4	7	502.80
6-3/4	7	541.90
6-3/4	7	571.10
6-3/4	7	648.00

** Actual dimensions may vary slightly on all elevator buckets, depending on specified raw material.

□ - Indicates Tiger-Tuff and HD-MAX punch patterns differ.

■ - Indicates HD-MAX and CC-MAX punch patterns differ.

The HD-MAX replaces the ML Standard Duty Elevator Buckets (pictured right).



Call: 1-800-527-0657 or Visit Us Online at: www.maxlift.com

16400 Midway Rd Dallas, TX 75001 • Ph: (972)735-8855 Fx: (972)735-8896 • info@maxlift.com

AGRICULTURAL BUCKETS: HD-MAX®/HD-MAX® HY-PRO HEAVY DUTY






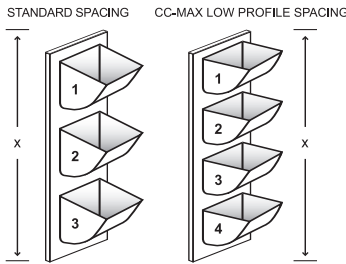
CC-MAX®/CC-MAX® LOW PROFILE HEAVY DUTY ELEVATOR BUCKETS*

High Speed Centrifugal Discharge 210 - 900 FPM

***PATENT PENDING**



***PATENT PENDING**



Ask About Our
3 FOR FREE
Sample Program!

The **CC-MAX Heavy Duty** elevator bucket is a grade above older CC style buckets. It has the traditional shape, fill and discharge characteristics, with the thicker wear surfaces our buckets are famous for. The result is longer life and greater performance. **CC-MAX** buckets are direct replacements for CC and other standard bucket styles. Exceptional performance in most agricultural applications.

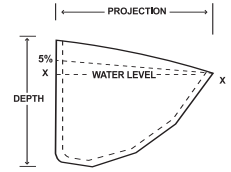
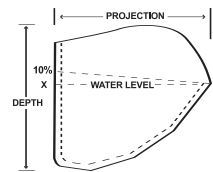
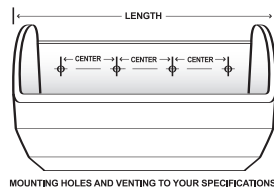
The **CC-MAX Low-Profile** bucket has a reduced height modification for closer vertical spacing on the belt. The low profile system allows more buckets per foot of elevator belt. When upgrading to **CC-MAX Heavy Duty Low Profile** buckets, horsepower requirements must be evaluated due to increased capacity.

Features

- Thicker lip - up to 20%
- Thicker corners - up to 20%
- More capacity - up to 5%
- Clean discharge
- High impact and abrasion resistant
- Non-corrosive non-sparking

Benefits

- Longer bucket life
- Increase and maintain capacity longer
- Move bulk materials faster
- Decreases elevator down-time
- Corrosion resistant
- Lowers freight rates by efficient packaging
- Resists hang-ups



CC-MAX® Elevator Bucket

Low Profile

BUCKET SIZE, INCHES**					PUNCHING, INCHES				WEIGHT, LBS.	CAPACITY, CU. INCHES			
Bucket Size	Length	Proj.	Depth	Backwall Thickness	Centers	# of Holes	Bolt Size	Top Down	(Poly) H.D.P.E.	Water Level X-X	Water Level +10%	Standard Spacing	Carton Qty
5x4	5-1/2	4-1/2	4-1/4	0.21	3-3/16	2	1/4	1-7/16	0.53	38.30	42.13	6	30
6x4	6-1/2	4-1/2	4-1/4	0.21	4-3/8	2	1/4	1-7/16	0.58	45.38	49.92	6	30
7x4	7-1/2	4-1/2	4-1/4	0.21	2-11/16	3	1/4	1-7/16	0.65	52.10	57.31	6	30
6x5	6-1/2	5-1/2	5	0.26	4-3/8	2	1/4	1-11/16	0.89	70.87	77.96	7	16
7x5	7-1/2	5-1/2	5	0.26	2-11/16	3	1/4	1-11/16	0.99	80.75	88.83	7	14
8x5	8-1/2	5-1/2	5	0.26	3-1/16	3	1/4	1-11/16	1.10	90.85	99.94	7	24
9x5	9-1/2	5-1/2	5	0.26	3-5/8	3	1/4	1-11/16	1.18	100.99	111.09	7	24
8x6	8-9/16	6-5/8	6	0.27	3-1/16	3	1/4	2	1.40	136.00	149.60	8	18
9x6	9-9/16	6-5/8	6	0.27	3-5/8	3	1/4	2	1.52	149.19	164.11	8	18
10x6	10-9/16	6-5/8	6	0.27	4-1/8	3	1/4	2	1.64	166.89	183.58	8	18
11x6	11-9/16	6-5/8	6	0.27	3	4	1/4	2	1.73	180.62	198.68	8	18
12x6	12-9/16	6-5/8	6	0.27	3-3/8	4	1/4	2	1.91	200.76	220.83	8	18
13x6	13-9/16	6-5/8	6	0.27	3-5/8	4	1/4	2	2.13	215.00	236.50	8	18
10x7	10-9/16	7-7/8	7	0.32	4-1/8	3	5/16	2-3/16	2.35	236.00	259.60	9	12
11x7	11-9/16	7-7/8	7	0.32	3	4	5/16	2-3/16	2.44	247.74	272.52	9	12
12x7	12-9/16	7-7/8	7	0.32	3-3/8	4	5/16	2-3/16	2.63	267.27	293.99	9	12
13x7	13-9/16	7-7/8	7	0.32	3-5/8	4	5/16	2-3/16	2.78	288.12	316.93	9	12
14x7	14-9/16	7-7/8	7	0.32	3	5	5/16	2-3/16	2.94	303.57	333.93	9	12
15x7	15-9/16	7-7/8	7	0.32	3-1/4	5	5/16	2-3/16	3.10	335.00	368.50	9	12
16x7	16-9/16	7-7/8	7	0.32	2-7/8	6	5/16	2-3/16	3.29	350.87	385.95	9	12
12x8	12-9/16	8-7/8	8-1/4	0.35	3-3/8	4	5/16	2	3.25	373.00	409.00	10	9
14x8	14-9/16	8-7/8	8-1/4	0.35	3	5	5/16	2	3.76	435.07	478.58	10	9
16x8	16-9/16	8-7/8	8-1/4	0.38	2-7/8	6	5/16	2	4.30	515.62	567.18	10	9
18x8	18-9/16	8-7/8	8-1/4	0.39	3-1/8	6	5/16	2	4.79	580.61	638.67	10	9
20x8	20-9/16	8-7/8	8-1/4	0.42	3-1/2	6	5/16	2	5.85	655.00	720.00	10	9

SIZE	CAPACITY	
Depth	Minimum Spacing	Water Level + 5%
2-3/4	3	40.22
2-3/4	3	47.65
2-3/4	3	54.70
3-3/4	4	74.41
3-3/4	4	84.79
3-3/4	4	95.39
3-3/4	4	106.04
4-3/4	5	142.80
4-3/4	5	156.65
4-3/4	5	175.23
4-3/4	5	189.65
4-3/4	5	210.79
4-3/4	5	225.75
5-3/4	6	247.80
5-3/4	6	260.13
5-3/4	6	280.63
5-3/4	6	302.53
5-3/4	6	318.75
5-3/4	6	351.75
5-3/4	6	368.41
6-3/4	7	391.65
6-3/4	7	456.83
6-3/4	7	541.40
6-3/4	7	609.64
6-3/4	7	688.00

* Actual dimensions may vary slightly on all elevator buckets, depending on specified raw material.

■ - Indicates HD-MAX and CC-MAX punch patterns differ.

Call For Additional Sizes

Call: 1-800-527-0657 or Visit Us Online at: www.maxilift.com

16400 Midway Rd Dallas, TX 75001 • Ph: (972)735-8855 Fx: (972)735-8896 • info@maxilift.com

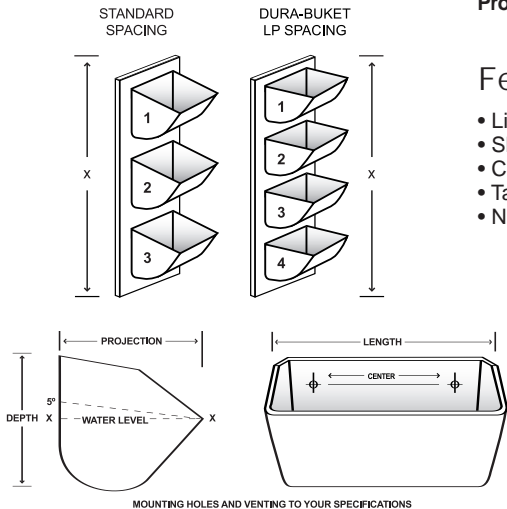
DURA-BUKET® SS/ DURA-BUKET® LOW PROFILE ELEVATOR BUCKETS

High Speed Centrifugal Discharge 220 - 900 FPM



The **SS** or **Super Strength Dura-Buket** is the original plastic elevator bucket. The **Super Strength** elevator bucket has been running for over 50 years. It is designed at a 45-degree discharge angle and can be spaced closer on a belt giving a clean superior discharge. This bucket is lightweight and tapered for easy shipping and storage. Standard spacing is nominal projection + 1". The most common applications include grain, wheat, corn, flour, sugar and other agricultural applications. The **SS** has the most versatile design of any grain bucket and performs well in a broad range of speeds and applications.

Low Profile or **LP** buckets have a reduced height modification for closer vertical spacing on the belt. The low profile system allows more buckets per foot of elevator belt. When upgrading to **Low Profile** buckets horsepower requirements must be evaluated due to increased capacity.



Features

- Lightweight
- Shape memory
- Cleaner discharge
- Tapered end cap design
- Non-corrosive, non-sparking

Benefits

- Increases elevator capacity
- Lowers elevator maintenance
- Extends bucket life
- Decreases elevator down-time
- Reduces energy usage
- Lowers freight rates by efficient packaging
- Resists hang-ups

Dura-Buket® Super Strength Buckets

BUCKET SIZE, INCHES**				WEIGHT, LBS Poly H.D.P.E.	CAPACITY, CU. INCHES			
Bucket Size	Length	Proj.	Depth		Water level X-X	Useable 5° over X - 5°	Standard Spacing	Carton Qty
4 x 3	4-1/4	3-1/8	3	0.17	10.4	11.0	4	24
5 x 4	5-1/4	4-1/8	3-3/4	0.31	24.4	29.9	5	24
6 x 4	6-1/4	4-1/8	3-3/4	0.35	30.8	33.1	5	24
7 x 4	7-1/4	4-1/8	3-3/4	0.40	33.6	36.7	5	24
6 x 5	6-3/8	5-1/4	4-7/8	0.59	47.1	52.0	6	24
7 x 5	7-3/8	5-1/4	4-7/8	0.61	61.6	62.4	6	24
8 x 5	8-3/8	5-1/4	4-7/8	0.73	67.7	69.8	6	24
9 x 5	9-3/8	5-1/4	4-7/8	0.80	69.6	77.1	6	24
8 x 6	8-3/8	6-3/8	6-1/4	1.02	104.4	107.7	7	24
9 x 6	9-3/8	6-5/8	6-1/4	1.12	124.5	132.2	7	24
10 x 6	10-3/8	6-3/8	6-1/4	1.14	128.2	145.8	7	24
11 x 6	11-3/8	6-3/8	6-1/4	1.26	147.7	157.9	7	24
*12 x 6	12-3/8	6-3/4	6-1/2	1.70	172.1	183.6	7	12
*13 x 6	13-3/8	6-3/4	6-1/2	1.95	196.5	208.7	7	12
10 x 7	10-3/8	7-3/8	7-1/4	1.54	175.8	187.3	8	24
11 x 7	11-3/8	7-3/8	7-1/4	1.65	210.5	216.7	8	24
*12 x 7	12-3/8	7-3/8	7-1/4	2.02	223.2	241.1	8	12
*13 x 7	13-3/8	7-3/8	7-1/4	2.17	236.8	244.8	8	12
*14 x 7	14-3/8	7-3/8	7-1/4	2.29	269.7	290.1	8	12
*15 x 7	15-3/8	7-3/8	7-1/4	2.35	284.4	295.0	8	12
*16 x 7	16-3/8	7-3/8	7-1/4	2.55	289.9	304.8	8	12
*12 x 8	12-3/8	8-3/8	8-1/4	2.33	272.5	299.9	9	12
*14 x 8	14-3/8	8-3/8	8-1/4	2.58	324.7	364.8	9	12
*16 x 8	16-3/8	8-3/8	8-1/4	3.33	362.5	407.6	9	12
*18 x 8	18-3/8	8-3/8	8-1/4	3.75	404.9	440.6	9	12

Low Profile

SIZE	CAPACITY, CU. IN.	
Depth	Minimum Spacing	Useable 5° over X - 5°
3	3	11.0
3	3-1/4	29.9
3	3-1/4	33.1
3	3-1/4	36.7
3-3/4	3-3/4	52.0
3-3/4	3-3/4	62.4
3-3/4	3-3/4	69.8
3-3/4	3-3/4	77.1
4-1/2	4-3/8	107.7
4-1/2	4-3/8	132.2
4-1/2	4-3/8	145.8
4-1/2	4-3/8	157.9
5	5	183.6
5	5	208.7
5-1/4	5	187.3
5-1/4	5	216.7
5-1/4	5	241.1
5-1/4	5	244.8
5-1/4	5	290.1
5-1/4	5	295.0
5-1/4	5	304.8
5-3/4	5-1/2	299.9
5-3/4	5-1/2	364.8
5-3/4	5-1/2	407.6
5-3/4	5-1/2	440.6

*Buckets with 12" lengths and up have a center brace.

** Actual dimensions may vary slightly on all elevator buckets, depending on specified raw material.

Call For Punching

Call: 1-800-527-0657 or Visit Us Online at: www.maxilift.com

16400 Midway Rd Dallas, TX 75001 • Ph: (972)735-8855 Fx: (972)735-8896 • info@maxilift.com

AGRICULTURAL BUCKETS: DURA-BUKET® SS / LP





MAXI-TUFF® AA/TIGER-TUFF® INDUSTRIAL ELEVATOR BUCKETS

Slow Speed Centrifugal Discharge 125- 450 FPM

INDUSTRIAL BUCKETS: MAXI-TUFF® AA/TIGER-TUFF® INDUSTRIAL



The **Maxi-Tuff AA** centrifugal elevator bucket has the traditional shape of a cast iron bucket. This bucket has a heavy reinforced lip and corners with a thickened back wall for mounting strength. Standard spacing is projection x 2. The most common applications include handling cement, stone, sand, gravel, coal, fertilizer, clay, salt, limestone and concrete. The **Maxi-Tuff AA** bucket is the best bucket for tough, abrasive industrial applications.

Maxi-Tuff® Industrial Duty AA Buckets

BUCKET SIZE, INCHES**					WEIGHT, LBS.			CAPACITY				
Bucket Size	Length	Proj.	Depth	Backwall Thickness	(Poly) H.D.P.E.	Nylon	Urethane	Water Level Cu. Inches X-X	100% Gross Capacity Cu. Inches X-Y	Capacity Cu. Feet X-X	Standard Spacing	Carton Qty
4 x 3	4-1/4	3-1/8	3-1/8	0.205	0.18	0.20	0.24	13.40	15.90	0.008	6	24
5 x 4	5-1/4	4-1/8	4-1/8	0.205	0.44	0.51	0.60	34.80	45.20	0.020	8	24
6 x 4	6-1/4	4-1/8	4-1/8	0.205	0.49	0.56	0.69	41.50	54.30	0.024	8	24
7 x 4	7-1/4	4-1/8	4-1/8	0.225	0.56	0.65	0.78	51.30	65.30	0.030	8	24
7 x 5	7-1/8	5-1/8	5-1/4	0.325	0.82	0.93	1.14	76.60	94.60	0.044	10	24
8 x 5	8-1/8	5-1/8	5-1/4	0.325	1.02	1.17	1.40	89.70	111.70	0.052	10	28
9 x 5	9-1/8	5-1/8	5-1/4	0.320	1.02	1.17	1.41	101.30	122.00	0.059	10	28
9 x 6	9-3/8	6-1/8	6-1/8	0.290	1.23	1.45	1.72	132.40	170.90	0.077	12	42
10 x 6	10-3/8	6-1/8	6-1/8	0.322	1.39	1.54	1.88	148.30	191.60	0.086	12	35
11 x 6	11-3/8	6-1/8	6-1/8	0.285	1.43	1.63	1.99	163.50	209.30	0.095	12	35
12 x 6	12-3/8	6-1/8	6-1/8	0.345	1.95	2.21	2.62	186.10	248.10	0.108	12	24
12 x 7	12-3/8	7-1/8	7-1/8	0.284	2.21	2.47	3.00	244.10	320.40	0.141	14	12
14 x 7	14-3/8	7-1/8	7-1/8	0.300	2.57	2.91	3.50	298.40	384.40	0.173	14	12
14 x 8	14-3/8	8-1/8	8-1/8	0.455	3.64	4.12	4.93	351.50	463.80	0.204	16	12
16 x 8	16-3/8	8-1/8	8-1/8	0.455	4.12	4.62	5.58	406.40	540.10	0.235	16	10
18 x 8	18-1/8	8-1/8	8-1/8	0.455	4.52	5.24	6.09	467.40	619.40	0.271	16	10
18 x 10	18-1/2	10-1/8	10-1/8	0.463	6.83	7.80	9.40	692.60	915.30	0.401	20	7



The **Tiger-Tuff Industrial** is a maximum duty industrial elevator bucket, designed and engineered to maximize bucket life and elevated capacity. This will reduce down time and lower maintenance costs. The **Tiger-Tuff Industrial** bucket has the thickest lip, back wall and corners to maximize bucket life and maintain capacity. Standard spacing is projection x 2. The most common applications include cement, aggregate, sand, gravel, coal, gypsum, limestone, clay, concrete and many, many more. The **Tiger-Tuff Industrial** is the maximum duty industrial bucket for your most demanding industrial applications.

Tiger-Tuff® Industrial Duty Buckets

BUCKET SIZE, INCHES**					WEIGHT, LBS.		CAPACITY				
Bucket Size	Length	Proj.	Depth	Backwall Thickness	Nylon	Urethane	Water Level Cu. Inches X-X	100% Gross Capacity Cu. Inches X-Y	Capacity Cu. Feet X-X	Standard Spacing	Carton Qty
12 x 7	12-1/2	7-3/4	7	0.43	3.92	4.26	269.24	344.58	0.156	14	7
13 x 7	13-1/2	7-3/4	7	0.43	4.22	4.59	292.51	375.40	0.169	14	7
14 x 7	14-1/2	7-3/4	7	0.43	4.49	4.88	315.77	404.19	0.183	14	7
15 x 7	15-1/2	7-3/4	7	0.43	4.63	5.05	346.64	443.63	0.201	14	7
16 x 7	16-1/2	7-3/4	7	0.43	4.77	5.18	377.41	483.08	0.218	14	7
11 x 8	11-5/8	8-3/4	8-1/4	0.43	4.80	5.69	340.02	440.21	0.197	10	6
12 x 8	12-5/8	8-3/4	8-1/4	0.43	5.08	6.03	373.00	477.44	0.216	16	6
13 x 8	13-5/8	8-3/4	8-1/4	0.43	5.16	6.46	404.85	518.21	0.234	16	6
14 x 8	14-5/8	8-3/4	8-1/4	0.43	5.55	6.60	436.80	559.10	0.253	16	6
16 x 8	17	9-1/16	8-1/8	0.50	6.18	7.51	512.57	656.09	0.297	16	10
18 x 8	19	9-1/16	8-1/8	0.50	6.91	8.08	567.49	726.39	0.328	16	10
20 x 8	21	9-1/16	8-1/8	0.50	7.51	8.80	646.81	827.92	0.374	16	10
22 x 8	23	9-1/4	8-1/4	0.50	9.23	11.02	701.90	898.43	0.406	16	6
24 x 8	25	9-1/4	8-1/4	0.50	9.55	11.48	763.40	977.15	0.441	16	6
16 x 10	17	11	10	0.60	10.03	12.24	795.70	1018.50	0.461	20	6
18 x 10	19	11	10	0.60	11.13	13.58	910.00	1164.80	0.527	20	6
20 x 10	21	11	10	0.60	12.05	14.42	1032.50	1321.60	0.598	20	6

** Actual dimensions may vary slightly on all elevator buckets, depending on specified raw material.

MAXI-TUFF® MF ELEVATOR BUCKETS

Slow Speed Continuous Discharge 1-250 FPM



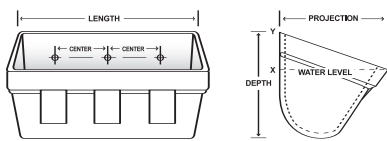
The **Maxi-Tuff MF** Medium Front continuous elevator bucket has the traditional shape of an MF steel elevator bucket. It also has a heavy reinforced lip and corners with a thickened back wall for mounting strength. Standard vertical spacing is depth + 1/4". The most common applications include fertilizer, clay, alumina and pellets. The **Maxi-Tuff MF** is the best bucket for fluffy or free flowing materials or those which require gentle handling.



Maxi-Tuff® Medium Front Continuous Discharge Elevator Bucket

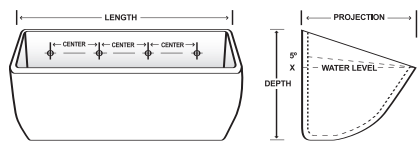
BUCKET SIZE, INCHES**					WEIGHT, LBS.			CAPACITY				
BUCKET SIZE	Length	Proj.	Depth	Backwall Thickness	(Poly) H.D.P.E.	Nylon	Urethane	Water Level Cu. Inches X-X	100% Gross Capacity Cu. Inches X-Y	Capacity Cu. Feet X-X	Standard Spacing	Carton Qty
8 x 5 x 7	8-1/4	5-1/2	7-1/2	0.380	1.70	1.97	2.37	80.56	122.06	0.047	8	15
10 x 5 x 7	10-1/4	5-1/2	7-1/2	0.395	2.04	2.32	2.86	94.90	144.64	0.055	8	15
12 x 7 x 11	12-1/4	7-1/2	11-1/2	0.350	3.62	4.00	4.80	172.63	370.88	0.100	12	6
14 x 7 x 11	14-1/4	7-1/2	11-1/2	0.325	3.88	4.53	5.33	201.30	436.15	0.117	12	6
16 x 7 x 11	16-1/4	7-1/2	11-1/2	0.325	4.39	4.97	5.97	238.81	503.55	0.138	12	6
18 x 7 x 11	18-1/4	7-1/2	11-1/2	0.325	4.95	5.83	6.74	244.31	530.40	0.141	12	6
12 x 8 x 11	12-1/4	8-1/2	11-1/2	0.325	4.32	4.81	5.65	274.60	462.53	0.159	12	6
14 x 8 x 11	14-1/4	8-1/2	11-1/2	0.325	4.57	5.26	6.28	335.61	554.67	0.194	12	6
16 x 8 x 11	16-1/4	8-1/2	11-1/2	0.325	5.17	5.81	7.03	396.63	646.81	0.230	12	6
18 x 8 x 11	18-1/4	8-1/2	11-1/2	0.325	5.83	6.77	7.94	467.65	738.95	0.271	12	6

** Can be modified to lesser projections. Actual dimensions may vary slightly on all elevator buckets, depending on specified raw material.



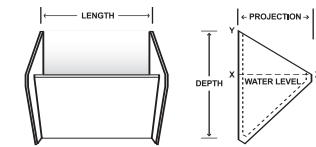
MOUNTING HOLES AND VENTING TO YOUR SPECIFICATIONS

MAXI-TUFF AA



MOUNTING HOLES AND VENTING TO YOUR SPECIFICATIONS

TIGER-TUFF INDUSTRIAL



MOUNTING HOLES AND VENTING TO YOUR SPECIFICATIONS

MAXI-TUFF MF

Features

- Reduces weight on elevator up to 80%
- Cleaner discharge than steel buckets
- Non-Corrosive, Non-Sparking
- Thicker Walls
- Heat, Impact and Abrasion Resistant

Benefits

- Lowers Elevator Maintenance
- Reduces Energy Usage
- Extends Bucket Life
- Decreases Elevator Down Time
- Easy to Install and Replace
- Saves Money vs. Carbon Steel

Ask About Our
3 FOR FREE
Sample Program!

INDUSTRIAL BUCKETS: MAXI-TUFF® MF





DI-MAX® DUCTILE IRON AA, AC & AA DIGGER

Quick Delivery Available

INDUSTRIAL BUCKETS: DI-MAX® AA, AC & AA DIGGER



The **DI-MAX AA** and **AC** style ductile iron elevator buckets are engineered to exceed the performance requirements of any industrial application. These buckets are designed with thicker walls and a reinforced front lip to increase bucket life in tough industrial environments. Ductile iron is far superior to malleable iron in both impact and abrasion resistance. Replacing malleable iron with **DI-MAX** ductile iron elevator buckets will result in longer bucket life and more efficient operation.



AA STYLE



AC STYLE

Features

- Mill duty, thick walls with reinforced back and corners
- Extremely high impact and abrasion resistance
- Applications up to 600 degrees
- Designed to handle sand, glass cullet, stone, shot blast, rock, concrete and other abrasive products

Benefits

- Long wearing digging edge
- Stronger than steel of the same gauge
- Smooth surface to ensure proper filling
- Strong impact and abrasion resistance for long life

DI-MAX® Ductile Iron AA, DI-MAX® AA Digger

Use alone or as a Digger for Maxi-Tuff® AA Style plastic elevator buckets.

BUCKET SIZE, INCHES**				THICKNESS			CAPACITY		WEIGHT LBS.
Bucket Size	Length	Proj.	Depth	Back Wall Thickness	Front Corner Thickness	Front Lip Thickness	Water Cu. Inches	100% Gross Cu. Inches	
4 x 3	4-1/2	3-3/8	3-1/2	.185	.275	.250	17.1	24.2	1.7
5 x 3-1/2	5	3-1/2	3-3/4	.185	.275	.250	23.4	31.8	2.8
6 x 4	6-1/2	4-3/8	4-1/2	.250	.350	.275	42.3	63.5	3.8
7 x 4-1/2	7-1/2	4-3/8	4-1/2	.250	.350	.275	49.5	76.2	4.0
7 x 5	7-7/8	5-1/8	5-1/2	.250	.250	.210	68.6	102.9	6.1
8 x 5	8-1/2	5-3/8	5-1/2	.250	.400	.375	83.1	126.3	6.5
9 x 5	9-1/2	5-3/8	5-1/2	.250	.400	.375	90.7	138.8	7.5
11 x 5	11-7/8	5-1/4	5-1/2	.210	.250	.210	102.6	153.9	7.0
15 x 5	15-7/8	5	5-1/2	.210	.400	.350	154.2	235.9	10.7
19 x 5	19-7/8	5-1/4	5-1/2	.250	.400	.350	198.2	303.2	14.1
9 x 6	9-5/8	6-3/8	6-1/2	.300	.400	.375	124.7	190.8	10.2
10 x 6	10-5/8	6-3/8	6-1/2	.300	.400	.375	143.4	219.7	11.2
11 x 6	11-5/8	6-3/8	6-1/2	.300	.400	.375	159.8	244.5	12.2
12 x 6	12-5/8	6-3/8	6-1/2	.300	.400	.375	175.4	268.3	13.1
12 x 7	12-5/8	7-3/8	7-1/2	.330	.625	.450	219.7	350.9	18.5
14 x 7	14-5/8	7-3/8	7-1/2	.330	.625	.450	265.2	407.0	20.4
16 x 7	16-5/8	7-3/8	7-1/2	.330	.625	.450	301.2	460.9	22.9
14 x 8	14-5/8	8-3/8	8-1/2	.375	.625	.500	366.0	526.0	24.6
16 x 8	16-5/8	8-3/8	8-1/2	.375	.625	.500	381.4	599.2	26.8
18 x 8	18-5/8	8-3/8	8-1/2	.375	.625	.525	450.3	695.0	30.0
20 x 8	20-5/8	8-3/8	8-1/2	.375	.625	.525	499.3	763.9	34.3
24 x 8	24-5/8	8-3/8	8-1/2	.375	.625	.525	597.4	914.0	42.9
18 x 10	18-3/4	10-3/8	10-1/2	.440	.800	.750	661.5	1012.9	44.6

DI-MAX® Ductile Iron AC

BUCKET SIZE, INCHES**				THICKNESS			CAPACITY		WEIGHT LBS.
Bucket Size	Length	Proj.	Depth	Back Wall Thickness	Front Corner Thickness	Front Lip Thickness	Water Cu. Inches	100% Gross Cu. Inches	
12 x 8	12-1/2	9-1/4	9	.425	.575	.550	368.9	472.4	28
16 x 8	16-1/2	9-1/4	9	.425	.600	.550	508.1	651.4	38
18 x 10	18-3/4	11-1/2	11	.550	.675	.700	874.5	1139.2	70
24 x 10	24-3/4	11-3/4	11	.410	.725	.600	1231.6	1570.9	72

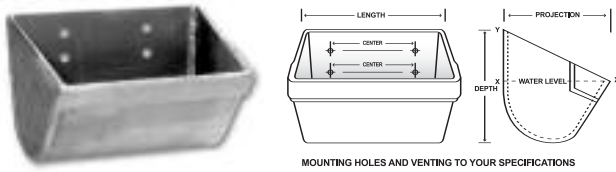
Call: 1-800-527-0657 or Visit Us Online at: www.maxilift.com

16400 Midway Rd Dallas, TX 75001 • Ph: (972)735-8855 Fx: (972)735-8896 • info@maxilift.com

INDUSTRIAL WELDED STEEL ELEVATOR BUCKETS

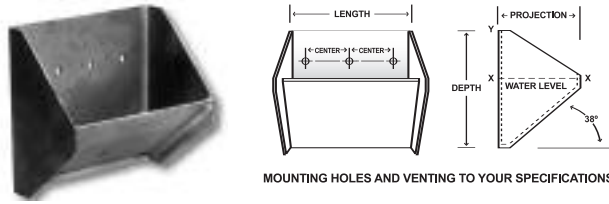
Standard and Custom Styles

AA Welded Steel



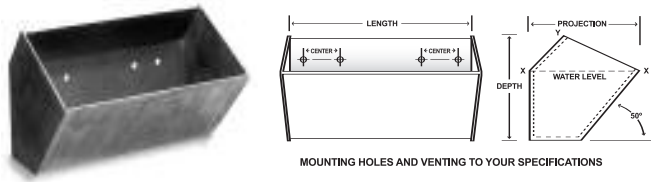
MOUNTING HOLES AND VENTING TO YOUR SPECIFICATIONS

MF (Medium Front) Continuous Welded Steel



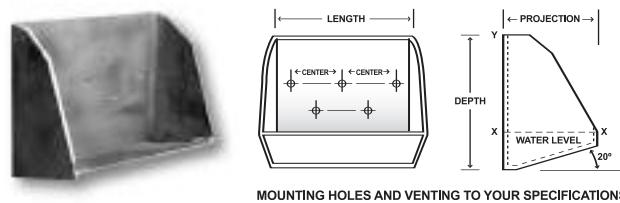
MOUNTING HOLES AND VENTING TO YOUR SPECIFICATIONS

AC Welded Steel



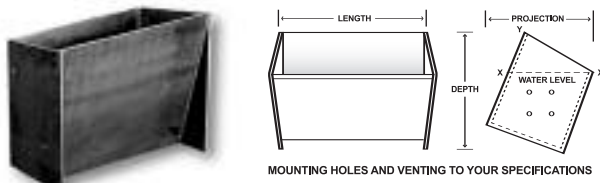
MOUNTING HOLES AND VENTING TO YOUR SPECIFICATIONS

LF (Low Front) Continuous Welded Steel



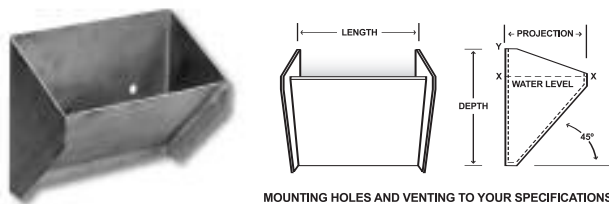
MOUNTING HOLES AND VENTING TO YOUR SPECIFICATIONS

SC Welded Steel



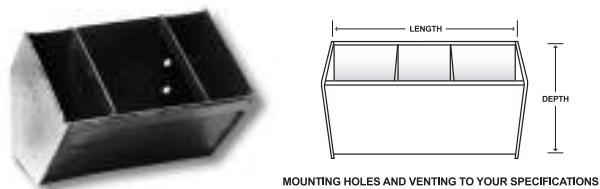
MOUNTING HOLES AND VENTING TO YOUR SPECIFICATIONS

HF (High Front) Continuous Welded Steel



MOUNTING HOLES AND VENTING TO YOUR SPECIFICATIONS

ACS Welded Steel



MOUNTING HOLES AND VENTING TO YOUR SPECIFICATIONS

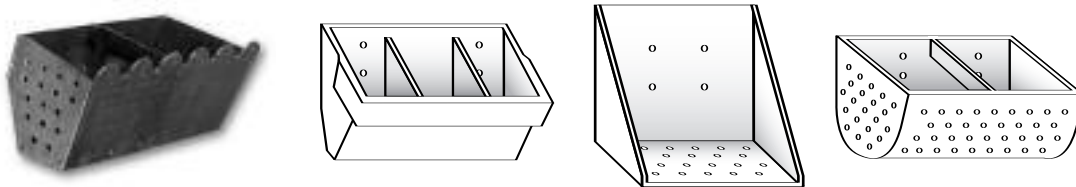
GAUGE / THICKNESS OPTIONS:

14ga, 12ga, 10ga, 7ga, 1/4", 5/16", 3/8", 1/2" steel

STEEL OPTIONS:

Carbon Steel, Aluminum, Stainless Steel, AR Plate, Wear Lips, Hardened Surface and Hard Bead Welds

Custom Elevator Buckets Built to Your Specifications. Call Us For a Custom Quote.



Providing customized solutions to solve your problems is important to Maxi-Lift. With our large custom metal fabrication shop, we can build products in almost any size, style, or design. Our engineers can work from your drawings, create CAD drawings for approval or copy a sample bucket. We can recommend a combination of materials to help solve wear and performance problems in difficult applications.

Call: 1-800-527-0657 or Visit Us Online at: www.maxilift.com

16400 Midway Rd Dallas, TX 75001 • Ph: (972)735-8855 Fx: (972)735-8896 • info@maxilift.com

INDUSTRIAL BUCKETS: WELDED STEEL





MAXI-LIFT ENGINEERING INFORMATION

Measuring Buckets, Venting Options & Material Options

How to Measure an Elevator Bucket

Most manufacturers identify part sizes by molding dimensions into the bottom of the elevator bucket.

LENGTH = 12 5/8"



The bucket length is measured at the back mounting surface. Lay the bucket on its back for actual measurement dimensions.

PROJECTION = 8 3/4"



Projection is measured vertically to the lip, as it would project from the belt or chain.

DEPTH = 8 1/4"



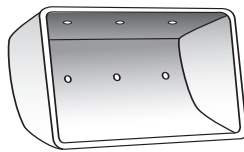
Depth is measured for the overall side profile dimension.

Venting Options for Agricultural and Industrial Elevator Buckets

Lightweight, fluffy materials, those that are extremely dense or flow poorly can be difficult to handle in bucket elevators at high speeds. Because these materials tend to trap air when being handled by an elevator bucket, it is necessary to provide air relief to assist in their filling and discharge. Materials in this category might be various flours, meals, feed mash or screenings. As these materials enter the bucket, air is released through a series of vent holes in the bottom of the bucket allowing for a more complete fill. These vent holes also allow air to re-enter the bucket, which facilitates full release of product into the discharge.

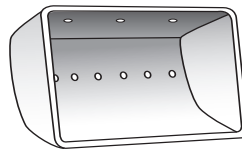
Generally hole diameter is equal to bolt holes drilled for attachment. In certain cases, larger diameter holes may be necessary.

When elevating powdery materials such as cement in the Tiger-Tuff, a minimum of two rows of 3/8" diameter vent holes are recommended to help insure that the material will discharge cleanly.



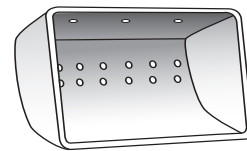
#1 Vent

Same holes in body as bolt mounting holes.



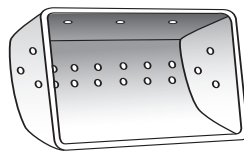
#2 Vent

Twice as many holes in body as bolt mounting holes.



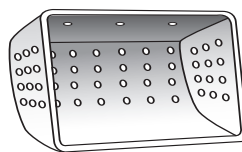
#3 Vent

Two rows, or four times as many holes as bolt mounting.



#4 Vent

Same as #3, plus three holes in each end cap.



Custom Vent

Vented as required

Call for Industrial Bucket venting recommendations.

Material Options for Agricultural and Industrial Elevator Buckets

MATERIALS	HD POLYETHYLENE	NYLON	URETHANE	SPECIAL RESINS
COLOR				As Available
APPLICATION	Grain & Food Products	Hot, high impact, abrasive dense products	Heavy abrasion, sticky materials	As Required
TEMPERATURE RANGE	-120° F to + 180° F (210° F Intermittent)	-60° F to + 300° F (350° F Intermittent)	-60° F to + 180° F (210° F Intermittent)	As Required
FDA APPROVED MATERIAL	Yes	Available upon request	Yes	As Required
COMMENTS	Economical, high density polyethylene. FDA approved material for handling food grade products.	Best for high heat applications, with tough impact and abrasion needs.	Most flexible and abrasion resistant. Resists product sticking and sharp cutting particles.	For specific requirements, such as extreme temperature, abrasion, special color or product discharge.

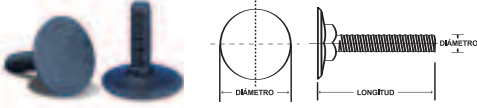
MAXI-LIFT PARTS & ACCESSORIES: Elevator Bolts, Maxi-Splices,® UHMW Drag Conveyor Flights, Hanger Bearings

PARTS: BOLTS, MAXI-SPLICE®, UHMW DRAG FLIGHTS, HANGER BEARINGS

Standard Elevator Bolt

Standard #1 Norway

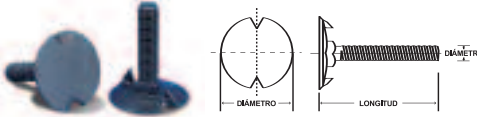
- Carbon Steel • Stainless Steel • Zinc Plated



Sabre-Tooth™ Elevator Bolt

Sabre-Tooth®

- Carbon Steel • Stainless Steel • Zinc Plated



STANDARD / SABRE-TOOTH™ ELEVATOR BOLTS			
Size, Inches	Weight /100 pcs., lbs.	Case Qty	Keg Bulk Qty
1/4 x 3/4	2.94	1200	2000
* 1/4 x 1	3.24	1200	1700
* 1/4 x 1-1/4	3.43	1200	1500
* 1/4 x 1-1/2	3.73	1200	1300
1/4 x 1-3/4	3.98	1200	1200
1/4 x 2	4.29	1200	1000
1/4 x 2-1/4	4.88	600	900
1/4 x 2-1/2	4.92	600	800
5/16 x 3/4	4.76	1200	1200
* 5/16 x 1	5.05	1200	1000
* 5/16 x 1-1/4	5.55	1200	900
* 5/16 x 1-1/2	6.38	600	800
* 5/16 x 1-3/4	6.50	600	700
* 5/16 x 2	7.12	600	600
5/16 x 2-1/4	7.43	600	550
5/16 x 2-1/2	7.78	600	500
3/8 x 1-1/4	6.54	600	750
3/8 x 1-1/2	7.10	600	700
3/8 x 1-3/4	7.66	600	600
* 3/8 x 2	8.31	600	500
3/8 x 2-1/4	9.35	600	450
3/8 x 2-1/2	9.83	600	400
3/8 x 3	10.79	600	300

Maxi-Splice® Belt Fastening System



MAXI-SPLICE AB

- Non-ferrous metal of very high tensile strength
- Usable on belts of up to 1200 PIW tensile
- Non-sparking, non-corroding and non-rusting
- Bronze color
- Weight: 2.9 lbs. each



MAXI-SPLICE CI

- Ferrous metal of moderately high tensile strength
- Usable on belts of up to 600 PIW tensile
- Silver color
- Weight: 2.6 lbs. each

DESCRIPTION

- The Maxi-Splice is a mechanical clamping device with a simple three-piece construction. The patented design is for use on PVC and rubber belting.
- Use 4" long bolts for belts up to 1/4" thick.
- Use 4 1/2" long bolts for belts between 1/4" and 1/2" thick.
- Use 5" long bolts for belts between 1/2" and 3/4" thick.
- Maximum operating temperatures: **AB: 500°F, CI: 600°F.**
- Each splice set accommodates two inches of belt width.
- It is tested and approved by leading manufacturers of PVC and rubber belting.

WARNING: Do Not Use Maxi-Splice on Manlifts!

UHMW DRAG CONVEYOR FLIGHTS						
FLIGHTS:						
SIZE, INCHES (LENGTH AND THICKNESS)	SCREW CONVEYOR SUPERFLO	ESSMUELLER COMPANY PEERLESS	THOMAS CONVEYOR FLI-CON	JEFFERY MULTI-FLOW	EHRSAM DRACON	ENMASSE

Maxi-Lift, Inc. manufactures and stocks drag conveyor flights and custom made-to-order parts.

MAXI-LIFT HANGER BEARINGS	PLASTECH	WEARITE*	UHMW	WOOD
MATERIAL	Engineered nylon resin	Engineered nylon resin	Polyethylene	Maple
GRADE	Food grade, FDA	Industrial grade	Food grade, FDA	Industrial grade
METHOD OF MANUFACTURE	Injection molded	Injection molded	Machined or molded	Machined
TEMPERATURE OPERATING RANGE	-60°F to +300°F	-60°F to +300°F	-22°F to +180°F	-50°F to +160°F
LUBRICANT	Built-in lubricant	Built-in lubricant*	Natural	Oil impregnated
COLOR	Tan	Black	White	Brown

* Wearite bearings available drilled and tapped for lubing or purging pipes at additional cost.


Call: 1-800-527-0657 or Visit Us Online at: www.maxilift.com

16400 Midway Rd Dallas, TX 75001 • Ph: (972)735-8855 Fx: (972)735-8896 • info@maxilift.com



Maxi-Lift Inc.®

Bound Printed
Matter
US Postage Paid
Dallas TX
Permit # 6045



WWW.MAXILIFT.COM

16400 Midway Rd Dallas, TX 75001

Ph: (972)735-8855 • (800) 527-0657 • Fx: (972)735-8896

